





BUBBLE FOAM WATER TABLE

What you need:

-  **Bubble Bath**
-  **Water**
-  **Food Coloring (this is optional)**
-  **Water Table***



***If you don't have a water table, this works great in a large tupperware.**

Directions:

- 1. Fill up your water table about half way.**
- 2. For every 1c of water, add ½ c of bubble bath.**
- 3. Add in your colors with 4–5 drops of food coloring.**
- 4. Use a hand mixer to mix it all up and get your bubbles REALLY big. (It should look like soapy whipped cream.)**

LET THE KIDS GO WILD!